Lettore tastiera impermeabile IP66 a porta singola con controllo della frequenza RFID IC / ID opzionale

PARAMETRO PRINCIPALE DI EA-82K

Nome del prodotto:	Lettore tastiera impermeabile IP66 a porta singola con controllo della frequenza RFID IC / ID opzionale
Numero di modello:	EA-82K
Tensione di funzionamento:	9 ~ 15 V CC
Consumo di energia:	<1W
Taglia:	96× 96 × 22 (mm)
Capacità dell'utente:	10000 utenti
Tipo di carta RFID:	ID (125Khz)
Distanza di lettura della carta:	3 ~ 5 centimetri
Porta filo:	Blocco, pulsante porta, lettore di schede WG, campanello per porta, sensore porta
Tastiera:	Tasto tastiera resistente all'usura
Applicazione:	Sistema di controllo accessi a porta singola
Adatto a:	Ufficio, appartamento, progetto di sistema di controllo di accesso ospedaliero
Materiale:	Telaio ABS + scheda PCB

Peso:	270g
Confezione:	Scatola di carta e cartone di carta netural 1 pz per scatola, 37 scatole per cartone
Temperatura ambiente di lavoro:	-35 ℃ ~ 65 ℃
Umidità di lavoro:	20% ~ 80%
Garanzia:	1 anno di garanzia
OEM:	OEM benvenuto

Main parameter

Power supply	DC 9-15V
Power consumption	< 1 W
Card type	13.56 MHz/125 KHz (Optional)
Read range	5-8cm
Capacity of records	10000
Number of users	10000
Communication port	RS485
Transmit Rate	9600 bps (N, 8, 1)
LED Tips	Card flashing/keypad/doorbell
Data storage	4M bits FLASH Memory
Certification	Card flshing/ Card flashing+password/ UID+password/ Public password
Clock	Yes
Reading tips	Beeper/LED
Dimension	96×96x22(mm)
Material	PC+ABS
Environment	-30℃to+65℃

Appearance

Wiring diagram

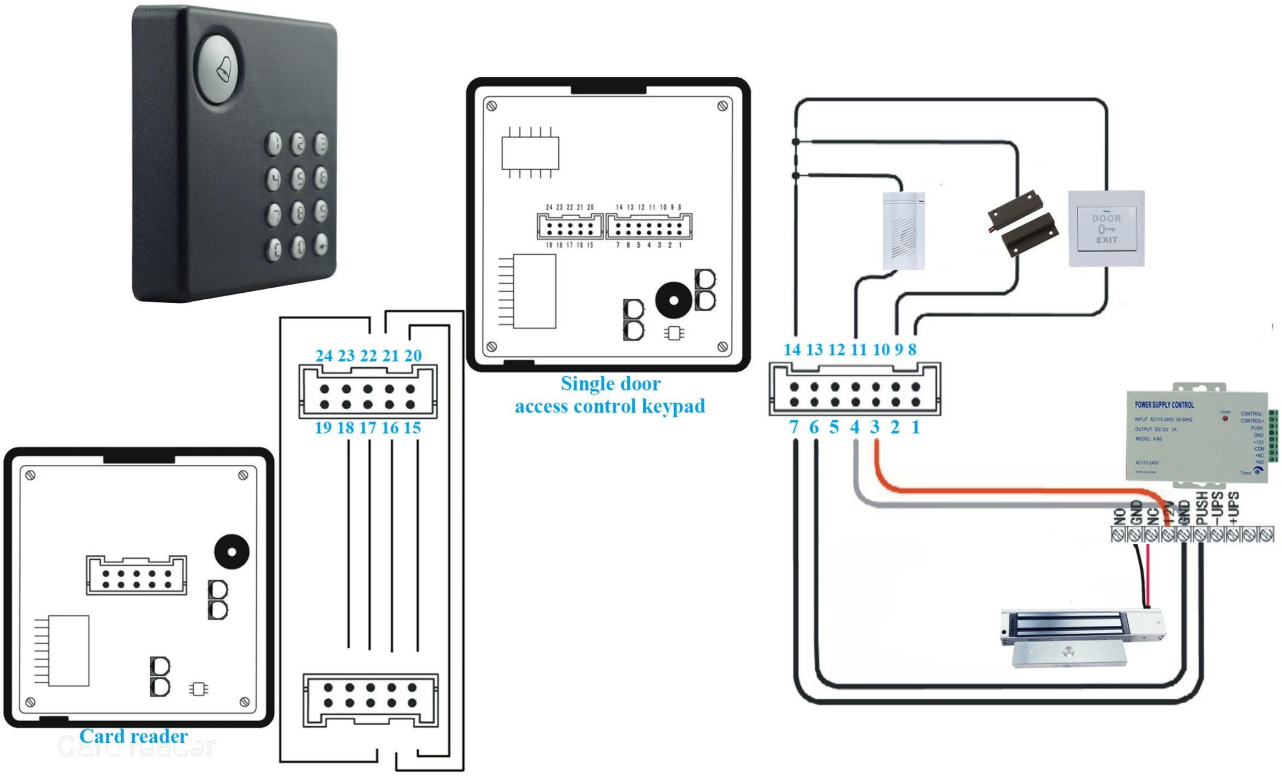

Wire port specification		
NO	Function	Description
1	RS485+	Data +
2	RS485-	Data -
3	12V＋	DC Power 12V
4	GND	GND
5	OUT-NC	Door relay NC interface
6	OUT-COM.	Door relay COM interface
7	OUT-NO.	Door relay NO interface
8*	IN 1	Input 1, door release button input
9*	IN 2	Input 2, door magnet signal input
10*	IN 3	Input 3, user-defined
11	OC OUT	Build-in doorbell signal output
12*	OUT 2	OC signal, duress output
13*	OUT 3	OC signal, anti-tamper output
14	GND	GND
15	OUT 12V+	Power output, can be connected to WG reader power +
16	GND	Power output, can be connected to WG reader power GND
17	DATA 0	WG Data 0 input, connect reader Data 0
18	DATA 1	WG Data 1 input, connect reader Data 1
19	GND	GND
20	OC1-OUT	Unregistered card output, OC signal output for 3s after card flashing to open the door, can connect Green LED end of WG reader.
21	OC2-OUT	Unregistered card output, OC signal output for 3s after card flashing but not to open the door, can connect Red LED end of WG reader.
22	OC3-OUT	Unregistered card output, OC signal output for 3 times after card flashing to open the door, each interval time is 100ms, can connect Beeper end of WG reader.
23	NULL	N/A
24	ANTI-TAMPER-IN	Anti-tamper signal input, connect anti-tamper output signal of WG reader

Installation

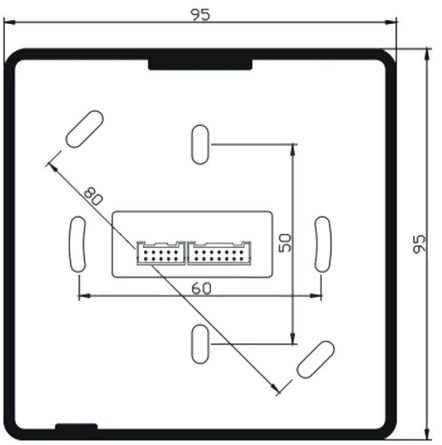

:mm

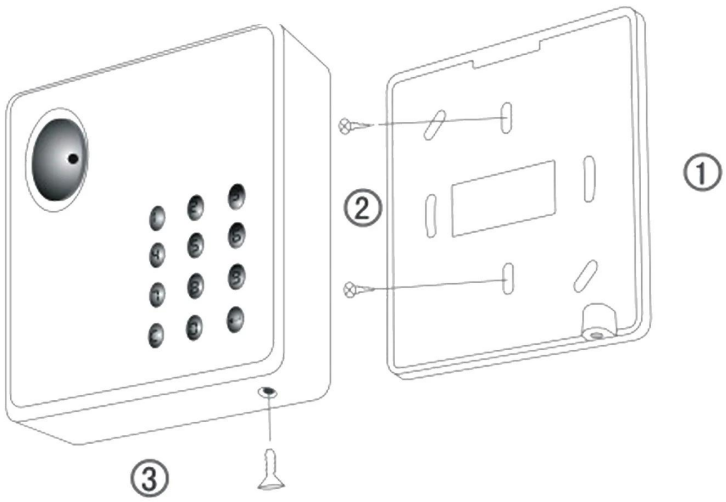

COME ALTRE SCELTE?