Leitor de teclado de controle de acesso à prova d'água IP66 de porta única com frequência RFID IC / ID opcional

PARÂMETRO PRINCIPAL DO EA-82K

Nome do Produto:	Leitor de teclado de controle de acesso à prova d'água IP66 de porta única com frequência RFID IC / ID opcional
Número do modelo:	EA-82K
Tensão de trabalho:	9 ~ 15V DC
Consumo de energia:	<1W
Tamanho:	96× 96 × 22 (mm)
Capacidade do usuário:	10000 usuário
Tipo de cartão RFID:	IC (13,56 MHz) (opcional)
Distância de leitura do cartão:	3 ~ 5cm
Porta do fio:	Fechadura, Botão da porta, Leitor de cartões WG, Campainha, Sensor de porta
Teclado:	Botão do teclado resistente ao desgaste
Inscrição:	Sistema de controle de acesso de porta única
Adequado para:	Escritório, apartamento, projeto de sistema de controle de acesso hosptial
Material:	Quadro ABS + placa PCB

Peso:	270g
Embalagem:	Caixa de papel Netural e caixa de papel 1 pcs por caixa, 37 caixas por caixa
Temperatura do ambiente de trabalho:	-35 ℃ ~ 65 ℃
Umidade de trabalho:	20% ~ 80%
Garantia:	1 anos de garantia
OEM:	Bem-vindo OEM

Main parameter

Power supply	DC 9-15V
Power consumption	< 1 W
Card type	13.56 MHz/125 KHz (Optional)
Read range	5-8cm
Capacity of records	10000
Number of users	10000
Communication port	RS485
Transmit Rate	9600 bps (N, 8, 1)
LED Tips	Card flashing/keypad/doorbell
Data storage	4M bits FLASH Memory
Certification	Card flshing/ Card flashing+password/ UID+password/ Public password
Clock	Yes
Reading tips	Beeper/LED
Dimension	96×96x22(mm)
Material	PC+ABS
Environment	-30℃to+65℃

Appearance

Wiring diagram

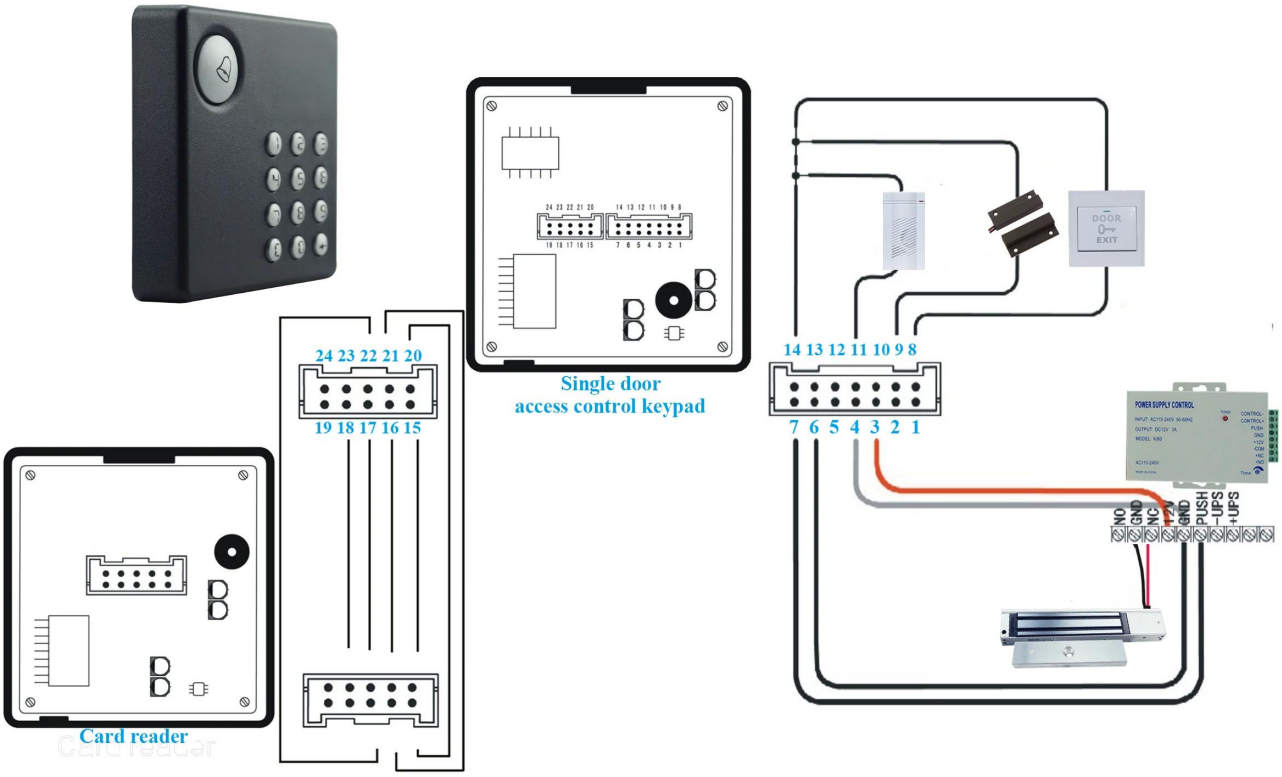

Wire port specification		
NO	Function	Description
1	RS485+	Data +
2	RS485-	Data -
3	12V＋	DC Power 12V
4	GND	GND
5	OUT-NC	Door relay NC interface
6	OUT-COM.	Door relay COM interface
7	OUT-NO.	Door relay NO interface
8*	IN 1	Input 1, door release button input
9*	IN 2	Input 2, door magnet signal input
10*	IN 3	Input 3, user-defined
11	OC OUT	Build-in doorbell signal output
12*	OUT 2	OC signal, duress output
13*	OUT 3	OC signal, anti-tamper output
14	GND	GND
15	OUT 12V+	Power output, can be connected to WG reader power +
16	GND	Power output, can be connected to WG reader power GND
17	DATA 0	WG Data 0 input, connect reader Data 0
18	DATA 1	WG Data 1 input, connect reader Data 1
19	GND	GND
20	OC1-OUT	Unregistered card output, OC signal output for 3s after card flashing to open the door, can connect Green LED end of WG reader.
21	OC2-OUT	Unregistered card output, OC signal output for 3s after card flashing but not to open the door, can connect Red LED end of WG reader.
22	OC3-OUT	Unregistered card output, OC signal output for 3 times after card flashing to open the door, each interval time is 100ms, can connect Beeper end of WG reader.
23	NULL	N/A
24	ANTI-TAMPER-IN	Anti-tamper signal input, connect anti-tamper output signal of WG reader

Installation

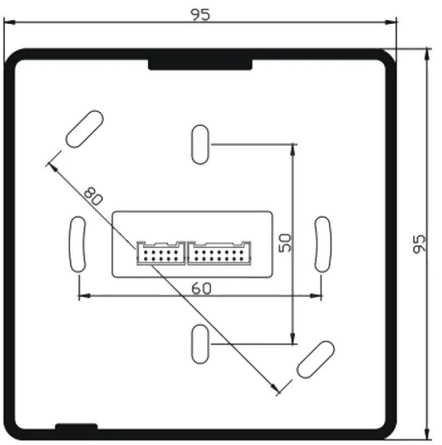

:mm

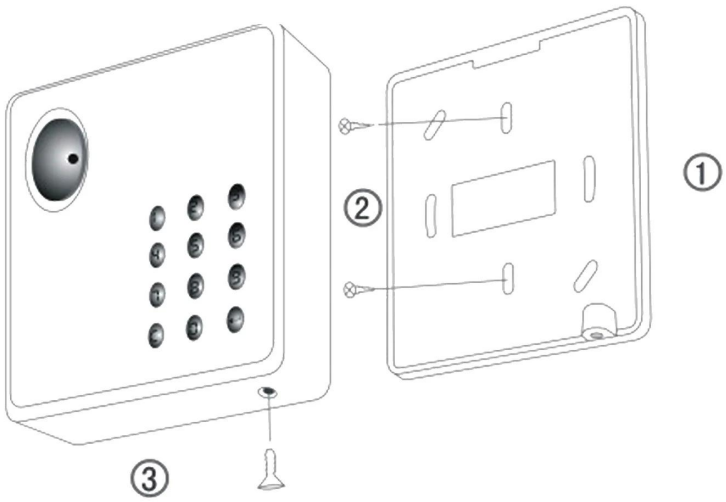

E SOBRE OUTRAS ESCOLHAS?