Parameter

SMQT

□□□□□□□	
□□□□□□□ □□□	□□□□□□□ □□□□□□□ □□ □□□□□□ □□□□□□□ □□□□□□□ □□□□□
□□□□□□	EB-188
□□□	110 × 70 × 40 (□□□)
□□□□□□□□ □□□	3V 2) □□□□□□□□AA □□□□□□□□□□)
□□□□□ □□□□□	□□□□□□□□ & lt25 = □uA
□□□□□□□ □□□□□□ □□□□□□	□□□□□□□□ & lt15 = □mA
□□□□□□□□ □□ □□□□□□	9M
□□□□□□ □□□	15
□□□□□□□□ □□□□□	315MHZ / 433MHZ (2262 □□□□□□□□) (□□□□□□ □□□□□□□□)
□□□□□□□□ □□□□□	200M (□□□□□□□ □□□□□□ □□)
□□□□□□□□ □□□□□□□	2.2M
□□□□□□□□ □□□	□□□□□□□ □□□ □□□□□□
□□□□□□	□□□□□□ □□□□□□□
□□□□□□□□	□□□□□□□ □□□□□□ □□□□□
□□□□□	ABS □□□□□□□□ □□□□□□□ □□□□□□
□□□□□□□ □□□□□□	0.184kg

Parameter

SMQT

Introduction

SMQT

PRODUCT PROFILE

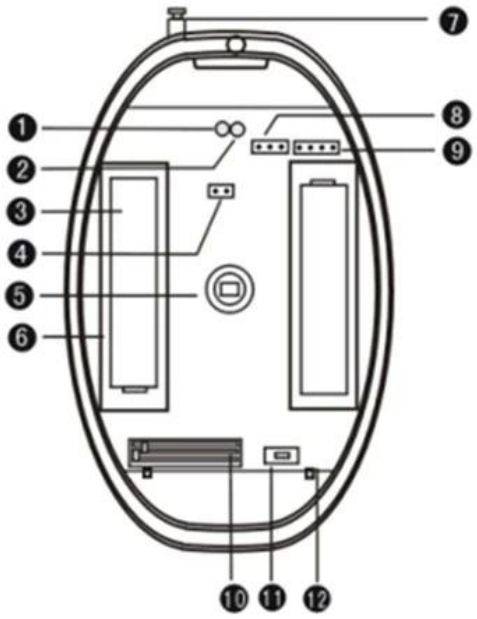

❶ **LED indicator**
❷ **Low power indicator**
❸ Battery
❹ LED jumper
❺ IR sensor
❻ Battery box
❼ Antenna
❽ DELAY Jumper
❾ RANGE Jumper
❿ Code Jumper
⓫ Test Button
⓬ PCB

Features

SMQT

1 □□ □□□□□ □□□.Adjustable.
2 □□□□□□□ □□□□ □□□□□□□.Auto.
3.Low .□□□□□ □□□□
4 □□□□.Adjustable .□□□□□□□ □□□□□□
5.Anti □□RFI & □□□□□□ □□□□□□ I-EMI.
6 □□□□□ □□□□□.Send □□□□□ □□□□ RF.
7.Low .□□□□□□ □□□□□□□ □□□□□
8 □□□□□□ □□□□□.SMT

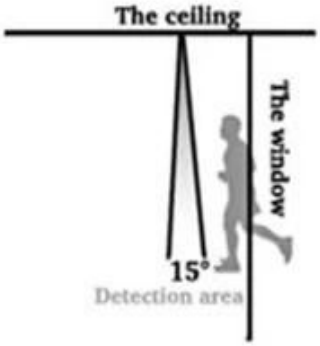

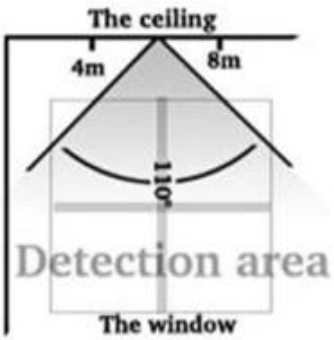

DETECTING AREA VIEW

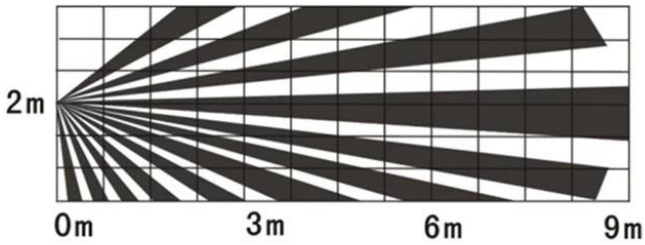

Planform

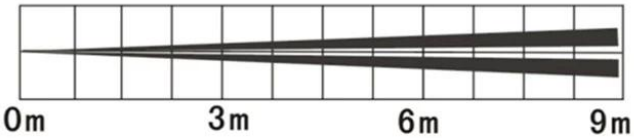

Side View

Packing list

SMQT

□□□□□□□□ □□□□□□□ □□□□□	
□□□□□□ □□□	□□□□□□ □□□□□□ □□ □□□□□ □□□□□□ □□□□□□ □□□□
□□□□□□	100pcs □□□□□ / □□□□
□□□□□□□ □□□	55 × 42 × 29 (□□)
□□□	20 □□kg

Exhibitions

SMQT