WeChat □ □□□□□□□ □□□□□□□□□ □□□ □□□□ □□□□□□ RFID13.56MHZ WG □□□□□ □□□□□□ □□ □□□□□□ □□□□□ □□□□□ □□□□ □□□□□ □□□□□

□□□□□□□□□ □□□□□□□□ MQ-360R

□□□:	**WeChat □ □□□□□□□ □□□□□□□□□ □□□ □□□□ □□□□□□ RFID13.56MHZ WG** □□□□□ □□□□□□ □□ □□□□□□ □□□□□ □□□□□ □□□□ □□□□□ □□□□□
□□□□□□□ □□□:	MQ-360R
□□□□□□ □□□□:	DC 12V
□□□□□□□□□ □□□ □□□□ □□□□□□□:	□□□□□□ WeChat □□□□□□
□□□□□ □□□ QR:	COMS
□□□□□ □□□□□ QR:	> 80 □□□□
□□□□□ □□□□ QR:	<0.01s
□□□□□ □□□ RFID:	IC (13.56MHZ)
□□□□□□□ □□□□□:	3 ~ 10CM
□□□□□:	114 * 74 * 21 (□□)
□□□□□:	□□□□
□□□:	0.15KG
OEM:	□□□

□□□□□ □□ □□ MQ-360R □□□□

Size

Appearance

RFID Card &WeChat Mini Program Open door

WeChat Scan to get
Mini Program

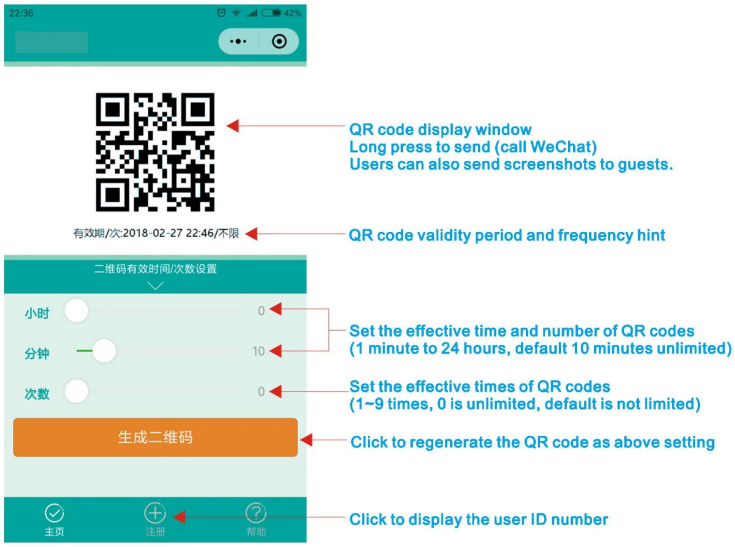

After the user's mobile phone WeChat added "QROPEN" applet, click "Register" to display the user card number (8-digit decimal) generated by the applet by default. The card number is fixed for a long time.

Each time the user uses it, just click "Open Code" to display a 10-minute valid QR code. Then, after brushing the code on the access control, the access control will identify the user's card number, timeout or super time. After that, the access control will not be accepted. The user applet card number is fixed and will not change with the change of the QR code.

When a guest visits, the user opens the "open code" and sets the effective time and number of the QR code. Click "Generate QR Code" to refresh a QR code immediately. The QR code does not need to be authorized again! After the user takes a screen shot, they use the online chat software such as WeChat to send the guest, and the guest can open the door within the set time and number of times.

Wire diagram

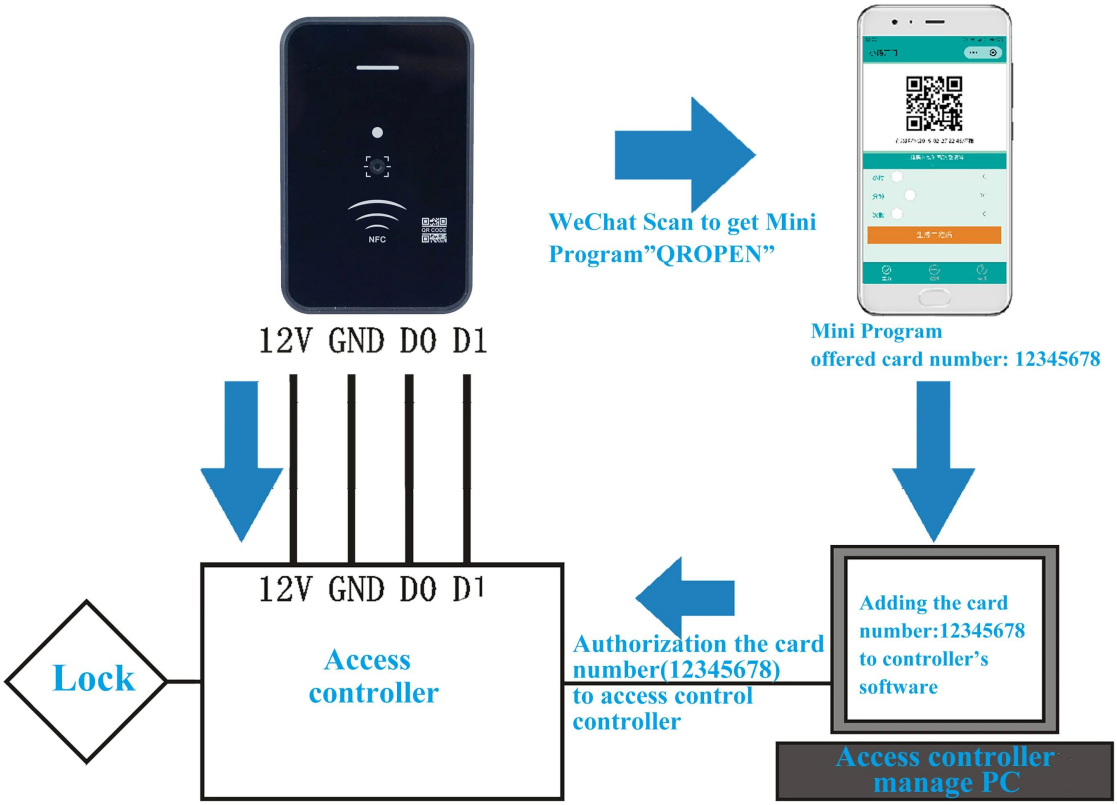

Applicable place

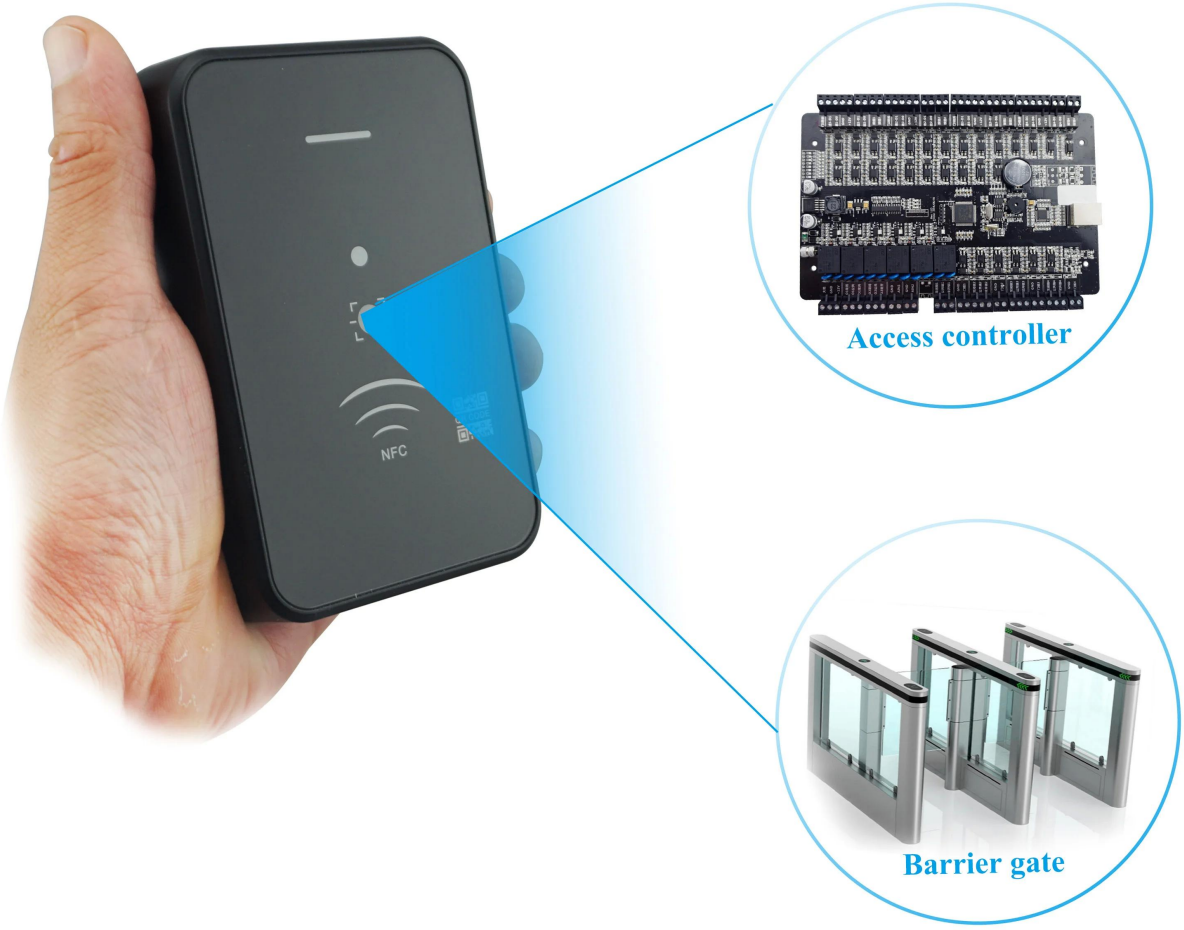

□□□□ □□□□ □□ □□□□

NFC
1 2 3
4 5 6
7 8 9
ESC 0 ENT
1 2 3
4 5 6
7 8 9
* 0 #
CARD HERE