2020 SMQT□□□□□□RFID 125Khz / 13.56Mhz□□□□□□□

MQ-803□□□□□

□□□□□	2020 SMQT□□□□□□RFID 125Khz / 13.56Mhz□□□□□□□	
□□□	**MQ-803C**	**MQ-803D**
RFID□□□	**IC□13.56Mhz□**	**ID□125Khz□**
□□□□□	0□3□□	
□□□□□	1000	
□□□□□	□□12V	
□□□□□	≤200mA	
□□□□□	≤150mA	
□□□□□	0□99s□□□□	
□□□□□	-10℃□50℃	
□□□□□	20□□80□	
□□□□□	-20℃□60℃	
□□□	103.5×86×19□□	
□□□	□□	
□□□	0.15□□	

MQ-803□□□□□□

Size

Appearance

Wires port

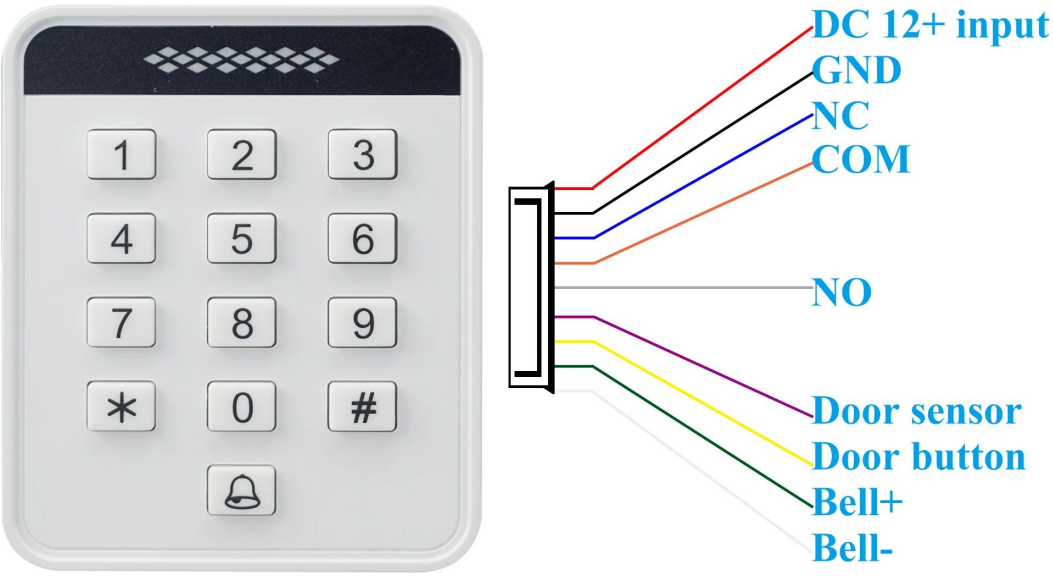

Wire diagram

Wiring way A:

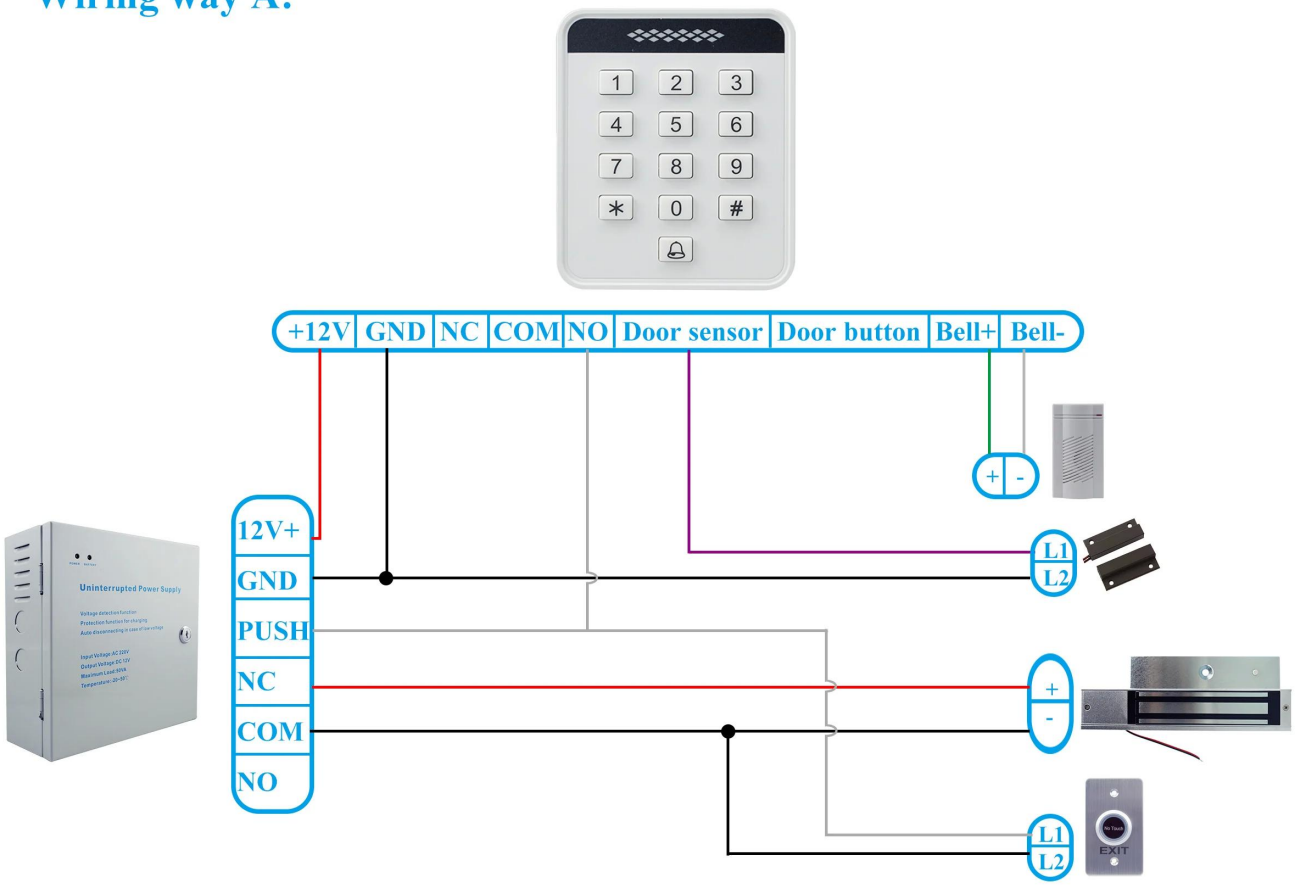

Wiring way B:

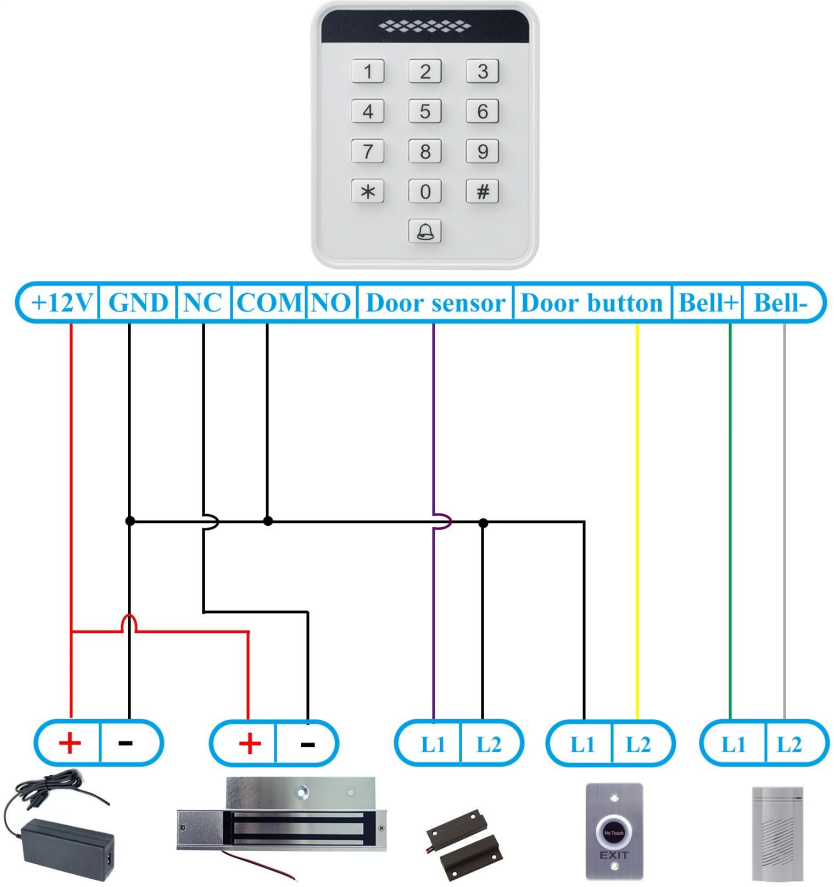
1 2 3
4 5 6
7 8 9
* 0 #
+12V
GND
NC
COM
NO
Door sensor
Door button
Bell+
Bell-
+
-
+
-
L1
L2
L1
L2
L1
L2
EXIT

□□□□□□

1 2
3 4
5 6
7 8
9 0
* #
1 2 3
4 5 6
7 8 9
0 #
CARD
Welcome
17:19
1 2 3
4 5 6
7 8 9
* 0 #