

Naka-embed na pag-install ng normal na malapitang magnetikong contact switch sensor



EB-135'S MAIN PARAMETER

Pangalan ng Produkto:	Naka-embed na pag-install ng normal na malapitang magnetikong contact switch sensor
Numero ng modelo:	EB-135
Paggawa boltahe:	Max DC 100
Kasalukuyang Paggawa:	Max 0.5A
Konsumo sa enerhiya:	10W
Port ng interface:	NC / COM
Induction gap:	20 ~ 30mm
Laki:	Bahagyang bahagi: 11 (Dayametro) * 17 (H) (mm) Bahagi ng magneto: 11 (Dayametro) * 17 (H) (mm)
Paraan ng insapallation:	Naka-embed na pag-install
Angkop para sa:	Lahat ng uri ng sistema ng pag-access ng pinto at sistema ng alarma ng magnanakaw
Material:	ABS pabahay + PCB board + Reed switch
Kulay ng pabahay:	Puti / Brown (opsyonal)

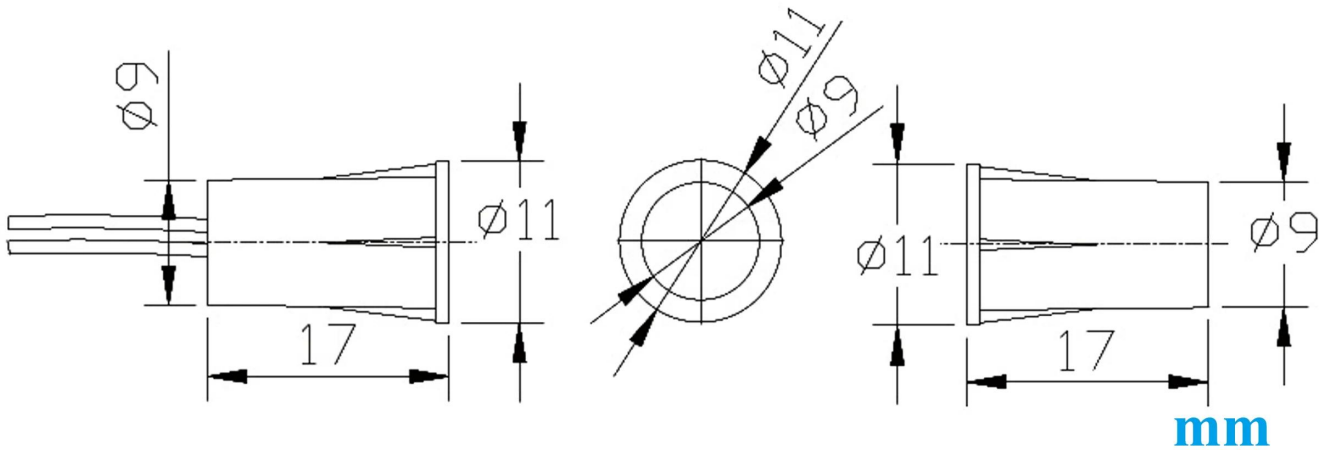
Timbang:	Unit: 8g 40 pares bawat bag, bawat bag timbang 350g
Garantiya:	2 taon na warranty
OEM:	Maligayang pagdating OEM

IPAKITA ANG EB-135'S FEATURE

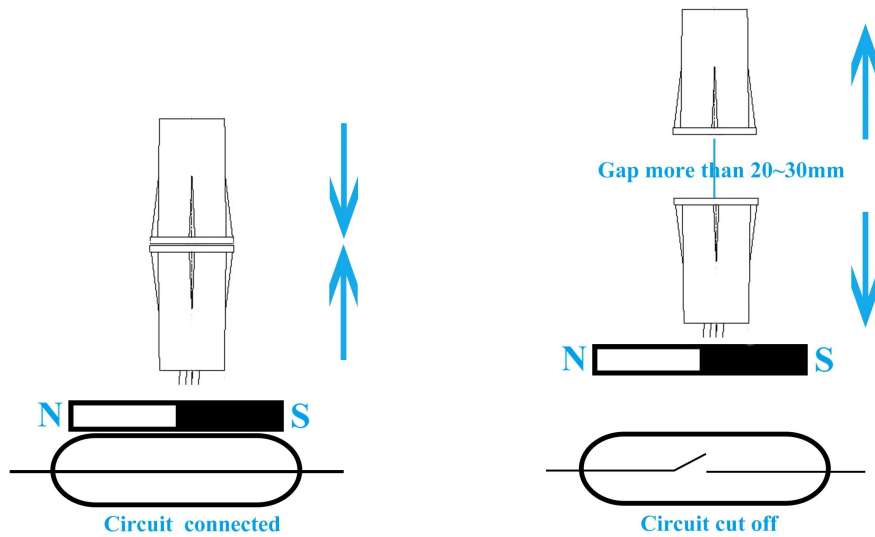
2 Color optional



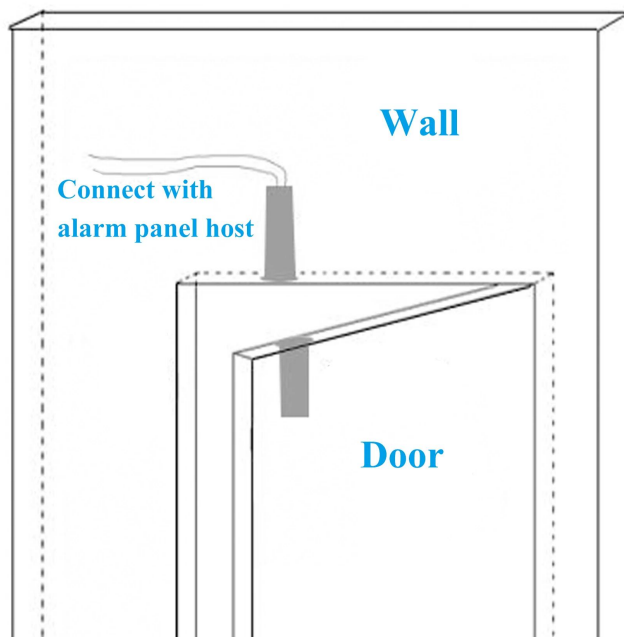
Size



NC mode working principle



Installation



Packaging



40 pairs per bag

PAANO TUNGKOL SA IBANG PILIPINAS?


SMQT
铭汗科技



SMQT
铭汗科技



SMQT
铭汗科技



SMQT
铭汗科技



SMQT
铭汗科技



SMQT
铭汗科技



SMQT
铭汗科技



SMQT
铭汗科技



SMQT
铭汗科技

