OLED screen single door access control na keypad na may RS485 network communication

Main parameter

Power supply	DC 9-15V
Power consumption	< 1 W
Card type	13.56 MHz/125 KHz (Optional)
Read range	5-8cm
Capacity of records	10000
Number of users	10000
Communication port	RS485
Transmit Rate	9600 bps (N, 8, 1)
LED Tips	Card flashing/keypad/doorbell
Data storage	4M bits FLASH Memory
Certification	Card flashing/ Card flashing+password/ User ID+password/ Public password
Clock	Yes
Reading tips	Beeper/OLED/LED
Dimension	96×96×22(mm)
Material	PC+ABS Screen: PMMA
Environment	-30℃to+65℃

EA-82DK'S MAIN PARAMETER

Pangalan ng Produkto:	OLED screen single door access control keypad na may R485 network communication
Numero ng modelo:	EA-82DK

Paggawa boltahe:	9 ~ 15V DC
Konsumo sa enerhiya:	& lt; 1W
Laki:	96× 96 × 22 (mm)
Kakayahang gumagamit:	10000 na gumagamit
Uri ng RFID card:	ID (125Khz) / IC (13.56Mhz) (opsyonal)
Distansya sa pagbabasa ng card:	3 ~ 5cm
Wire port:	Lock, Door button, WG card reader, Door bell, Door sensor
Keyboard:	Magsuot ng pagtutol sa pindutan ng keypad
Application:	Isang sistema ng kontrol sa pag-access ng pinto
Angkop para sa:	Office, Apartment, hospital access control system project
Material:	ABS frame + PCB board + OLED screen (PMMA)
Timbang:	240g
Packaging:	Neutral na kahon ng papel at karton ng papel 1 mga PC sa bawat kahon, 37box sa bawat karton
Temperatura ng paggawa ng trabaho:	-35 ℃ ~ 65 ℃
Paggawa ng halumigmig:	20% ~ 80%
Garantiya:	1 taon na warranty
OEM:	Maligayang pagdating OEM

Appearance

Wiring diagram

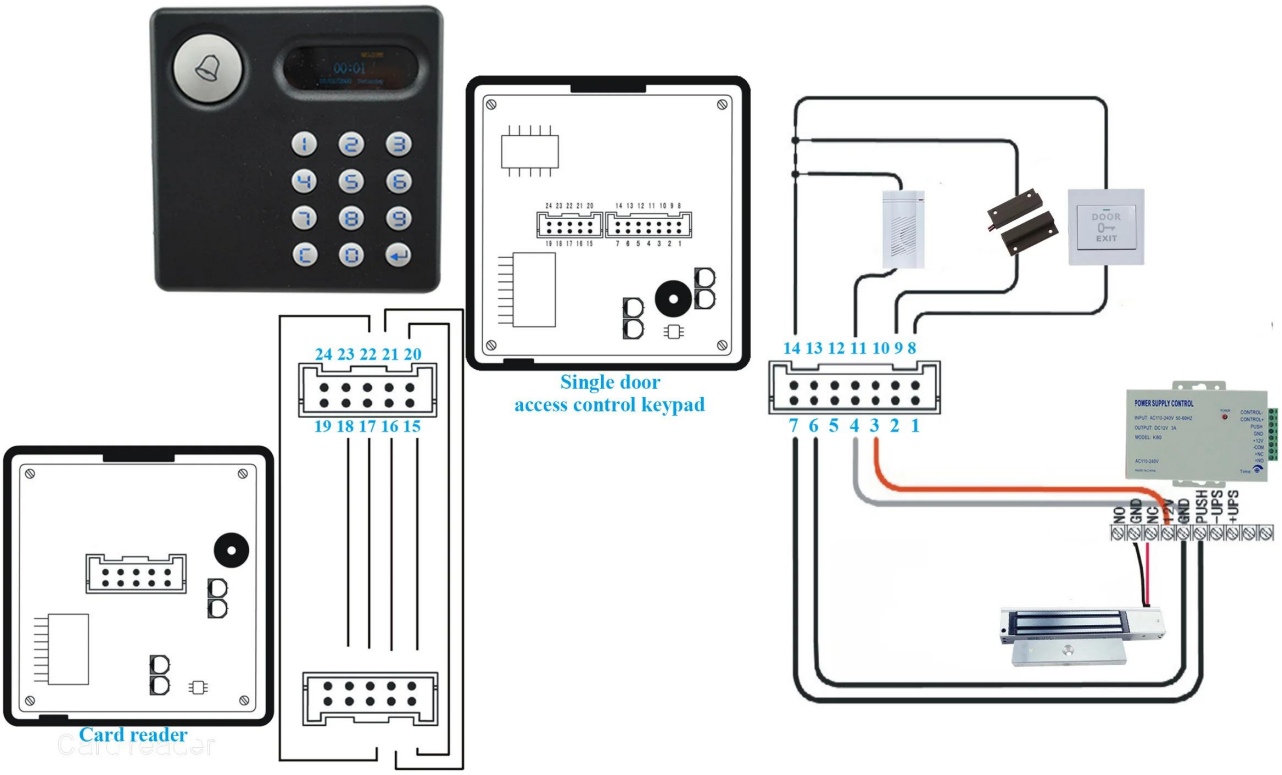

Wire port specification		
NO	Function	Description
1	RS485+	Data +
2	RS485-	Data -
3	12V＋	DC Power 12V
4	GND	GND
5	OUT-NC	Door relay NC interface
6	OUT-COM.	Door relay COM interface
7	OUT-NO.	Door relay NO interface
8*	IN 1	Input 1, door release button input
9*	IN 2	Input 2, door magnet signal input
10*	IN 3	Input 3, user-defined
11	OC OUT	Build-in doorbell signal output
12*	OUT 2	OC signal, duress output
13*	OUT 3	OC signal, anti-tamper output
14	GND	GND
15	OUT 12V+	Power output, can be connected to WG reader power +
16	GND	Power output, can be connected to WG reader power GND
17	DATA 0	WG Data 0 input, connect reader Data 0
18	DATA 1	WG Data 1 input, connect reader Data 1
19	GND	GND
20	OC1-OUT	Unregistered card output, OC signal output for 3s after card flashing to open the door, can connect Green LED end of WG reader.
21	OC2-OUT	Unregistered card output, OC signal output for 3s after card flashing but not to open the door, can connect Red LED end of WG reader.
22	OC3-OUT	Unregistered card output, OC signal output for 3 times after card flashing to open the door, each interval time is 100ms, can connect Beeper end of WG reader.
23	NULL	N/A
24	ANTI-TAMPER-IN	Anti-tamper signal input, connect anti-tamper output signal of WG reader

Installation

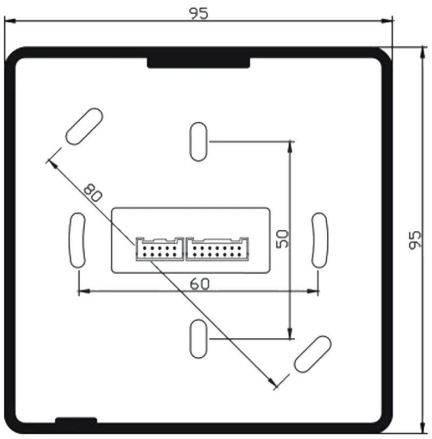

:mm

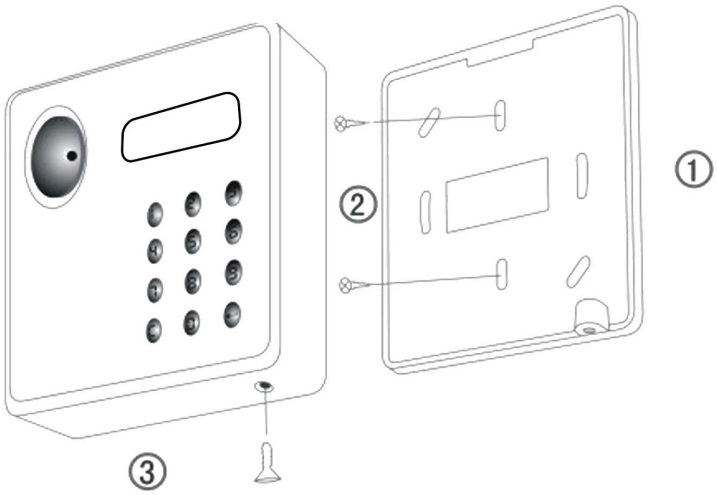

PAANO TUNGKOL SA IBANG PILIPINAS?