

220V AC 12V DC Switching Power Supply for Access Control

110v-220v input voltage



Name	220V AC 12V DC Switching Power Supply for Access Control 110v-220v input voltage
Product Dimension	212*172*70
Input Voltage	110-240VAC
Inpu Frequency	50-60KHZ
Output Voltage	12VDC
Output Current	5A
Output Power	50W
Time	0~15seconds
Working Enviroment	-20 degree~60 degree

Product Features


What Features of our power supply EA-32A?



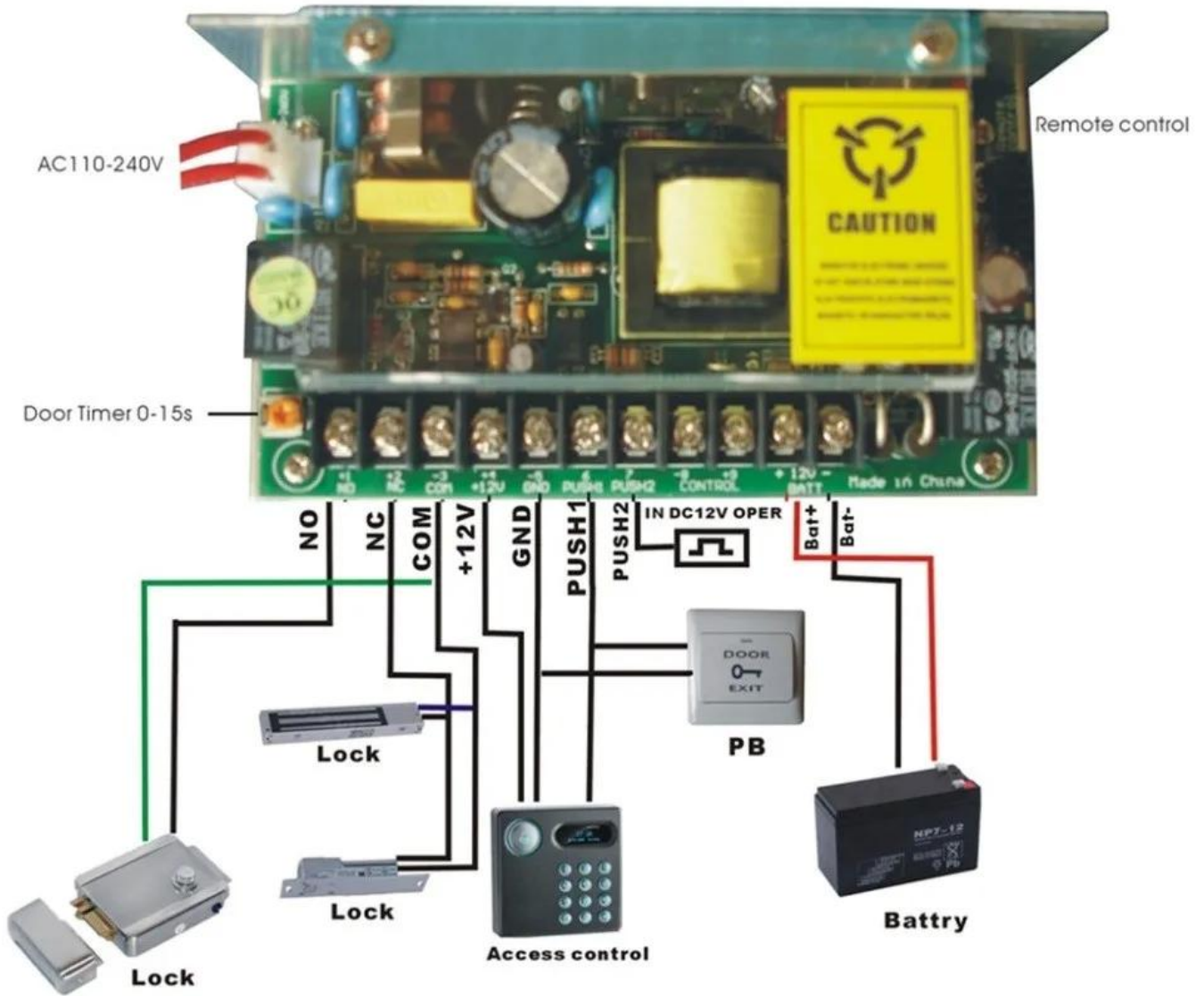
1. Switch power supply small size and light weight.
2. Switch power supply regulator with a wide range, voltage regulator works well. Cooling is small, does not require heat sinks.
3. Filtering efficiency gains, so that the capacity and size of filter capacitor greatly reduced.
4. Power consumption less, and high power. In the switching power supply circuit used in power switching transistor V is small, can greatly improve the power efficiency.

Product Picture

IN-KIND SHOOTING






APPLICATION



Related Items

SHOW CASE



Company Information

OFFICE SHOW



CUSTOMER



EXHIBITION

2011 Brazil Fair



2012 shen yang Fair



2013 Jinan Fair



2013 Shenzhen Fair



2012 shen yang Fair



2013 shen yang Fair



2013 Shenzhen Fair



2015 Shenzhen Fair



CERTIFICATE



HOW TO COOPERATION



Trade terms:	EXW
Payment terms:	T/T, Western union, Paypal etc
Delivery time:	Normal order within 7 days, bulk order 10-15days
Packing:	Neutral paper box and paper carton
Shipping:	Express company or by sea, by air or appointed by buyer

FAQ

FAQ

Q: Can I have a sample order?

A: Yes, we are willing to offer trial sample order to you for quality test. Mixed samples are acceptable.

Q: What is the lead time?

A: Sample needs 1-3 working days, mass production time needs 10-15 working days for order less than 5000pcs.

Q: Do you have any MOQ limit?

A: EXW MOQ is 100pcs under blank box.

Q: How do you ship the goods and how long does it take arrive?

A: The sample will be sent to you by optional shipping service (couriers, air, and sea). The delivery time depends on the shipping service.

Q: How will we proceed the order if I have logo to print?

A: Firstly, we will prepare artwork for visual confirmation. If the color and position are right, we would make sampling firstly from silk print factory and take picture for your second confirmation before mass production.

Q: Does alarm panel work with any sensor?

A: The alarm panel can work with all dry contact wired detectors and wireless detector, including almost all of the wireless sensors from Chinese manufacturers. The wireless encode and decode is EV1527 or our wireless sensors.

