

Round shape Wired Normally Closed Door Contact Sensor Recessed Magnetic Switch contact sensor



EB-135E'S MAIN PARAMETER

Product Name:	Round shape Wired Normally Closed Door Contact Sensor Recessed Magnetic Switch contact sensor
Model number:	EB-135E
Working voltage:	Max DC 100
Working current:	Max 0.5A
Power consumption:	10W
Interface port:	NC/COM
Induction gap:	10~20mm
Size:	Reed part:6.5(Diameter)*14.2(H)(mm) Magnet part:6.5(Diameter)*14.2(H)(mm)
Insatallation way:	Embedded installation
Suitable for:	All kinds of door access control system and burglar alarm system
Material:	ABS housing+ PCB board+Reed switch
Housing color:	White/Brown(optional)

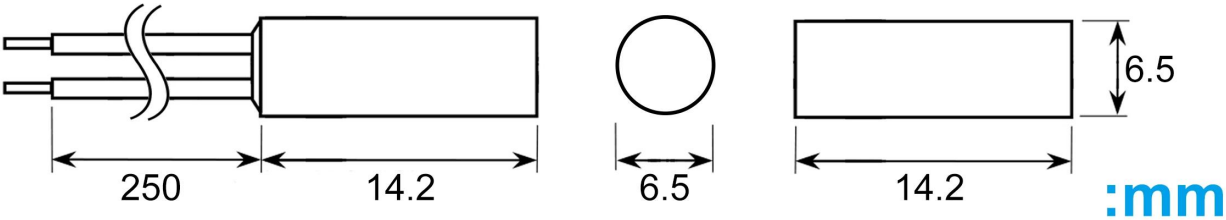
Weight:	Unit:14g 40 pairs per bag, per bag weight 600g
Warranty:	2 years warranty
OEM:	Welcome OEM

EB-135E'S FEATURE SHOW

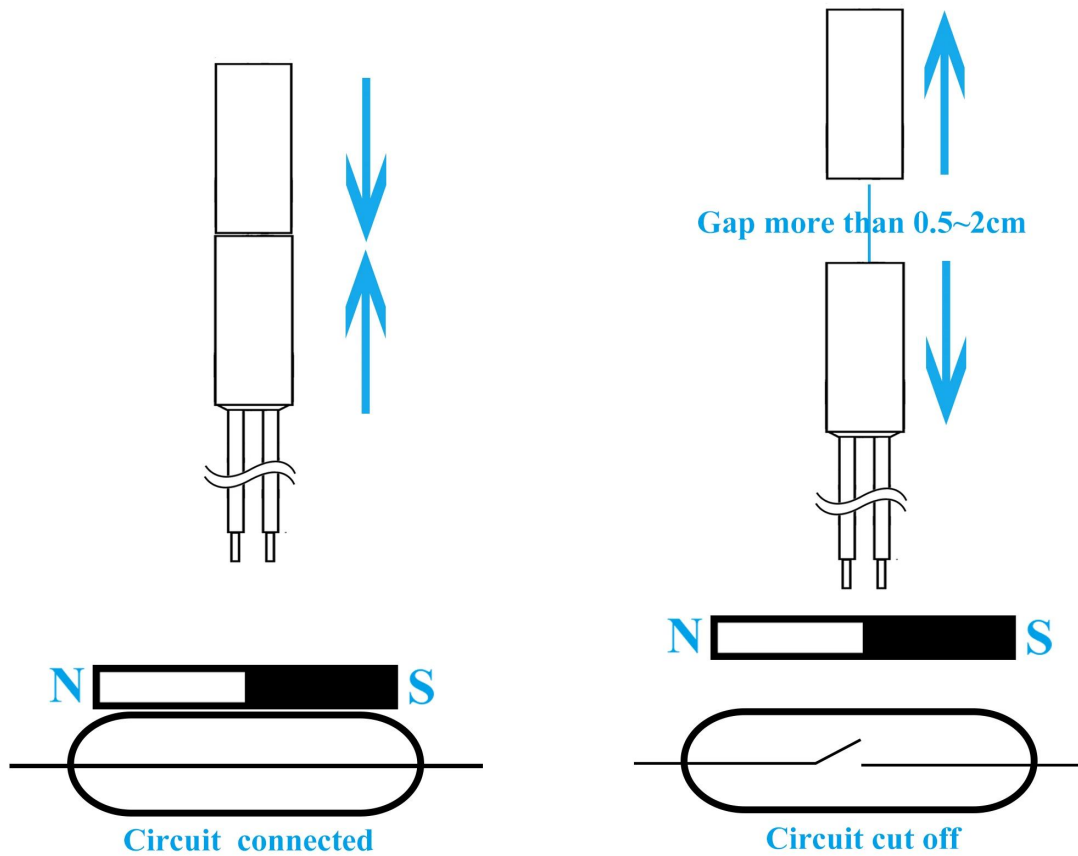
2 Color optional



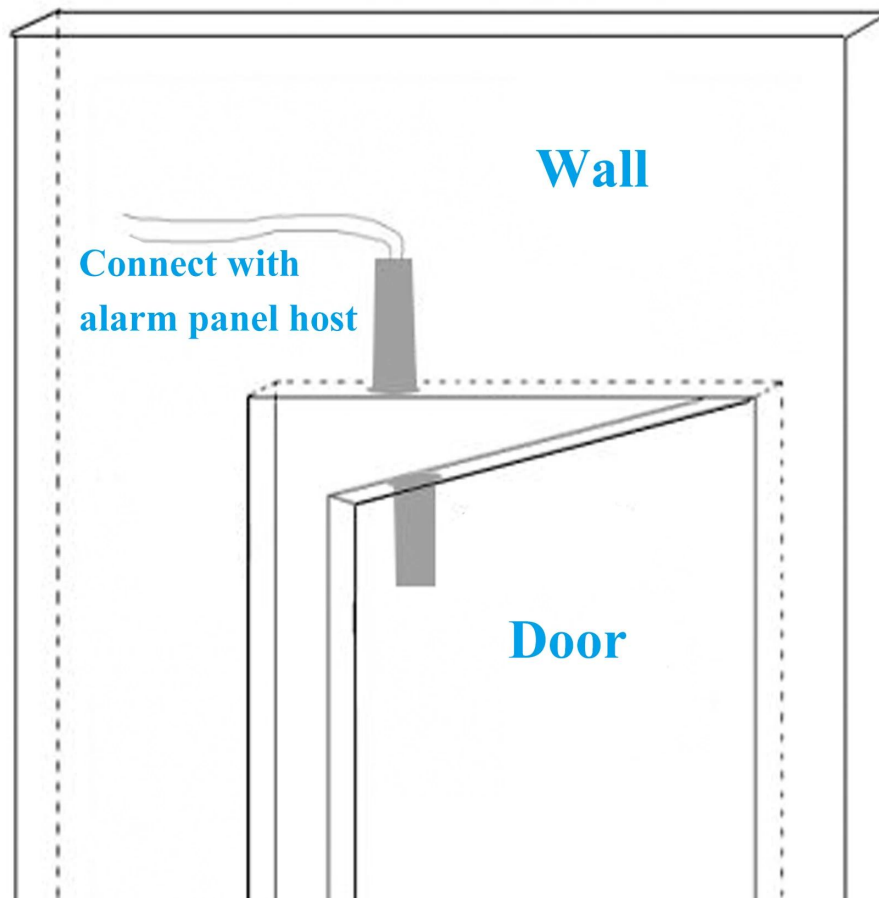
Size



NC mode working principle



Installation



Packaging



40 pairs per bag

HOW ABOUT OTHER CHOICE?



EB-131A




EB-131B



EB-132



EB-133



EB-134



EB-135A



EB-135D



EB-135L



EB-136



EB-137A/B



EB-138A/B/C



EB-139A/B



EB-139D



EB-139C



EB-140



EB-141

SMQT show



Team



Factory



Certificate



