

## WiFi Smart door contact sensor work with amazon alexa routines google home and IFTTT



### EB-827's main parameter

Specification	
Product name:	Smart Tuya wifi door sensor alarm system work with Alexa
Model:	<b>EB-827</b>
App functions:	<b>App remotely arm/disarm</b> Parameter setting and accessory management <b>Rename defense zone</b>
Network:	<b>Support</b> Wi-Fi&GPRS network alarm system
Power/Battery/Tamper alert function:	<b>main power failure</b> / backup battery power shortage.

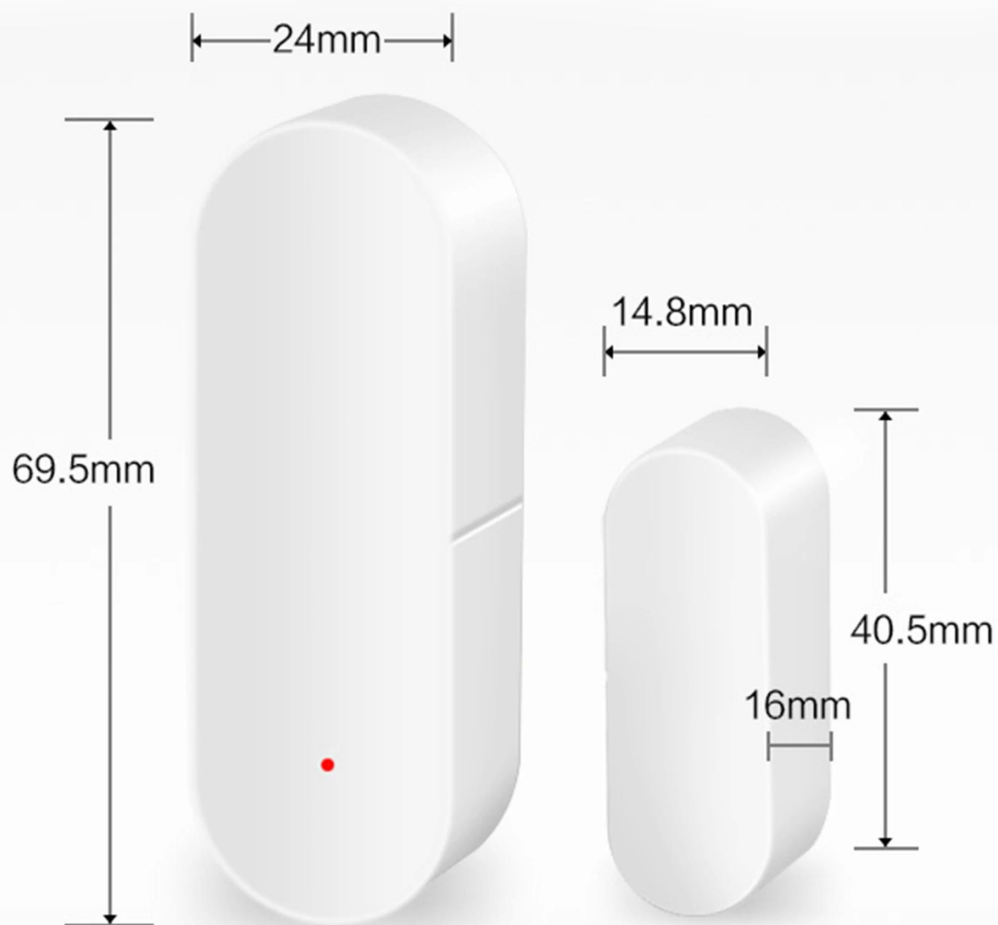
Size:	Host part:69.5×24×16mm Magnet part:40.5×14.8×16mm
Input voltage:	3V DC LR03
Alarm current:	<160mA
Standby current:	<10uA
Wi-Fi standard	IEEE802.11b/g/n
Relative humidity	<80%RH
Working temperature	0 to 50°C

### Features

1. Based on the TUYA smart home platform, work with most of the TUYA smart based smart products.
2. Support Amazon Alexa, Google Assistant.

**What features EB-827 have?**

## Size



# Mobile remote viewing

You know what's happening in your home when you are out



Tuya Smart



iOS

Android



# Intelligent linkage to other smart home device for your whole smart home system



**Mobile APP  
remote monitoring**



**Intelligent  
linkage**

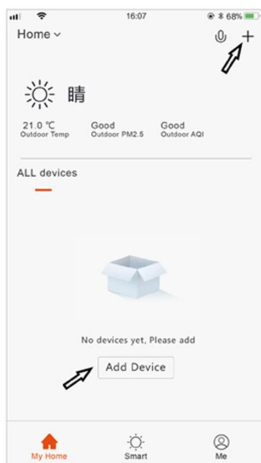


**Power display**



**APP  
notification**

## How to match with App?



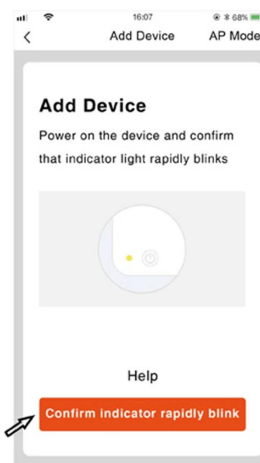
### 1 step

Open the TUYA smart app and click Add Device to select the door/window sensor.



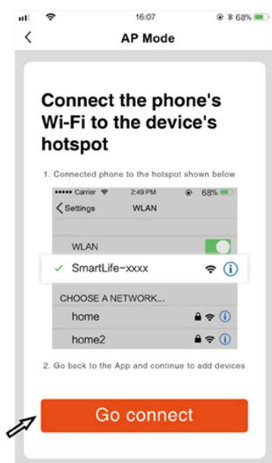
### 2 second step

Select the door/window sensor icon for next step



### 3 third step

In the automatic WIFI connection mode, the indicator light flashes quickly.



### 4 fourth step

Enter the WIFI password and wait till WIFI connection done



### 5 fifth step

Separate the door magnetic sensor, you will get the door open notification.



### 6 six step

Connect the door magnetic sensor, you will get the door close notification.

## How about other choice?

