OLED ekran RS485 ağ iletişimi ile tek kapı erişim kontrolü tuş takımı

Main parameter

Power supply	DC 9-15V
Power consumption	< 1 W
Card type	13.56 MHz/125 KHz (Optional)
Read range	5-8cm
Capacity of records	10000
Number of users	10000
Communication port	RS485
Transmit Rate	9600 bps (N, 8, 1)
LED Tips	Card flashing/keypad/doorbell
Data storage	4M bits FLASH Memory
Certification	Card flashing/ Card flashing+password/ User ID+password/ Public password
Clock	Yes
Reading tips	Beeper/OLED/LED
Dimension	96×96×22(mm)
Material	PC+ABS Screen: PMMA
Environment	-30℃to+65℃

EA-82DK'NIN ANA PARAMETRESİ

Ürün adı:	OLED ekran R485 ağ iletişimi ile tek kapı erişim kontrolü tuş takımı
Model numarası:	EA-83DK

Çalışma gerilimi:	9 ~ 15V DC
Güç tüketimi:	<1W
Boyut:	96X 96 x 22 (mm)
Kullanıcı kapasitesi:	10000 kullanıcı
RFID kart türü:	IC (13.56Mhz)
Kart okuma mesafesi:	3 ~ 5 cm
Tel bağlantı noktası:	Kilit, Kapı düğmesi, WG kart okuyucu, Kapı zili, Kapı sensörü
Tuş takımı:	Aşınmaya dayanıklı tuş takımı düğmesi
Uygulama:	Tek kapı geçiş kontrol sistemi
İçin uygun:	Ofis, Apartman, misafirhane geçiş kontrol sistemi projesi
Malzeme:	ABS çerçeve + PCB kartı + OLED ekran (PMMA)
Ağırlık:	240g
Packaging:	Netural kağıt kutusu ve kağıt karton Kutu başına 1 adet, karton başına 37 kutu
Çalışma ortamı sıcaklığı:	-35 ℃ ~ 65 ℃
Çalışma nemi:	~ 80% 20%
Garanti:	1 yıl garanti
OEM:	Hoşgeldin oem

Appearance

Wiring diagram

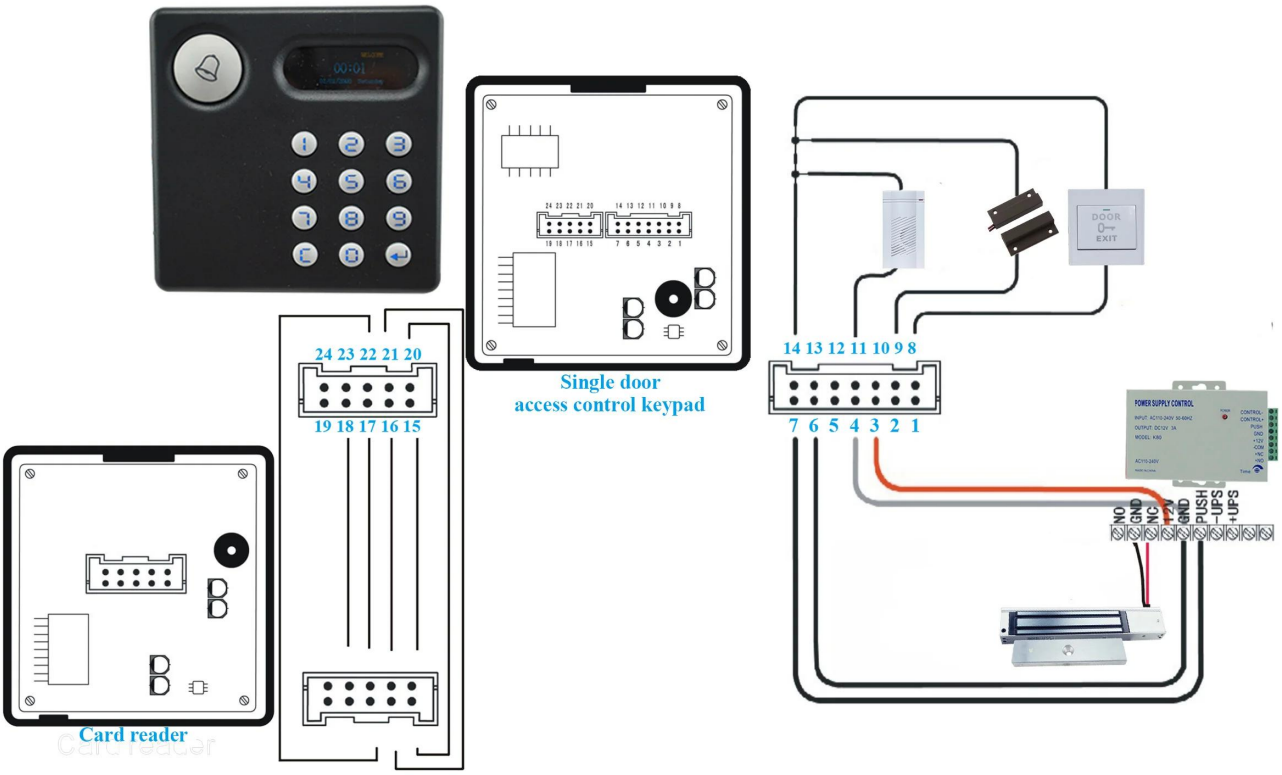

Wire port specification		
NO	Function	Description
1	RS485+	Data +
2	RS485-	Data -
3	12V＋	DC Power 12V
4	GND	GND
5	OUT-NC	Door relay NC interface
6	OUT-COM.	Door relay COM interface
7	OUT-NO.	Door relay NO interface
8*	IN 1	Input 1, door release button input
9*	IN 2	Input 2, door magnet signal input
10*	IN 3	Input 3, user-defined
11	OC OUT	Build-in doorbell signal output
12*	OUT 2	OC signal, duress output
13*	OUT 3	OC signal, anti-tamper output
14	GND	GND
15	OUT 12V+	Power output, can be connected to WG reader power +
16	GND	Power output, can be connected to WG reader power GND
17	DATA 0	WG Data 0 input, connect reader Data 0
18	DATA 1	WG Data 1 input, connect reader Data 1
19	GND	GND
20	OC1-OUT	Unregistered card output, OC signal output for 3s after card flashing to open the door, can connect Green LED end of WG reader.
21	OC2-OUT	Unregistered card output, OC signal output for 3s after card flashing but not to open the door, can connect Red LED end of WG reader.
22	OC3-OUT	Unregistered card output, OC signal output for 3 times after card flashing to open the door, each interval time is 100ms, can connect Beeper end of WG reader.
23	NULL	N/A
24	ANTI-TAMPER-IN	Anti-tamper signal input, connect anti-tamper output signal of WG reader

Installation

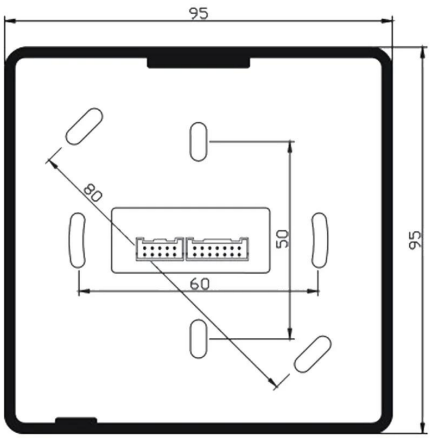

:mm

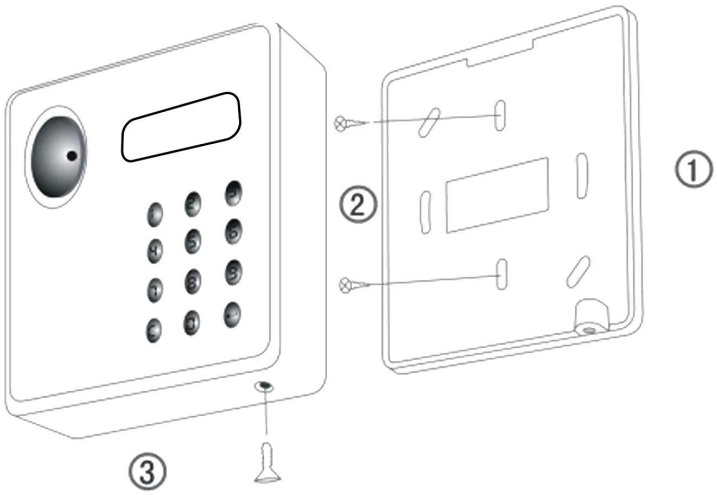

DİĞER SEÇİM HAKKINDA NASIL?